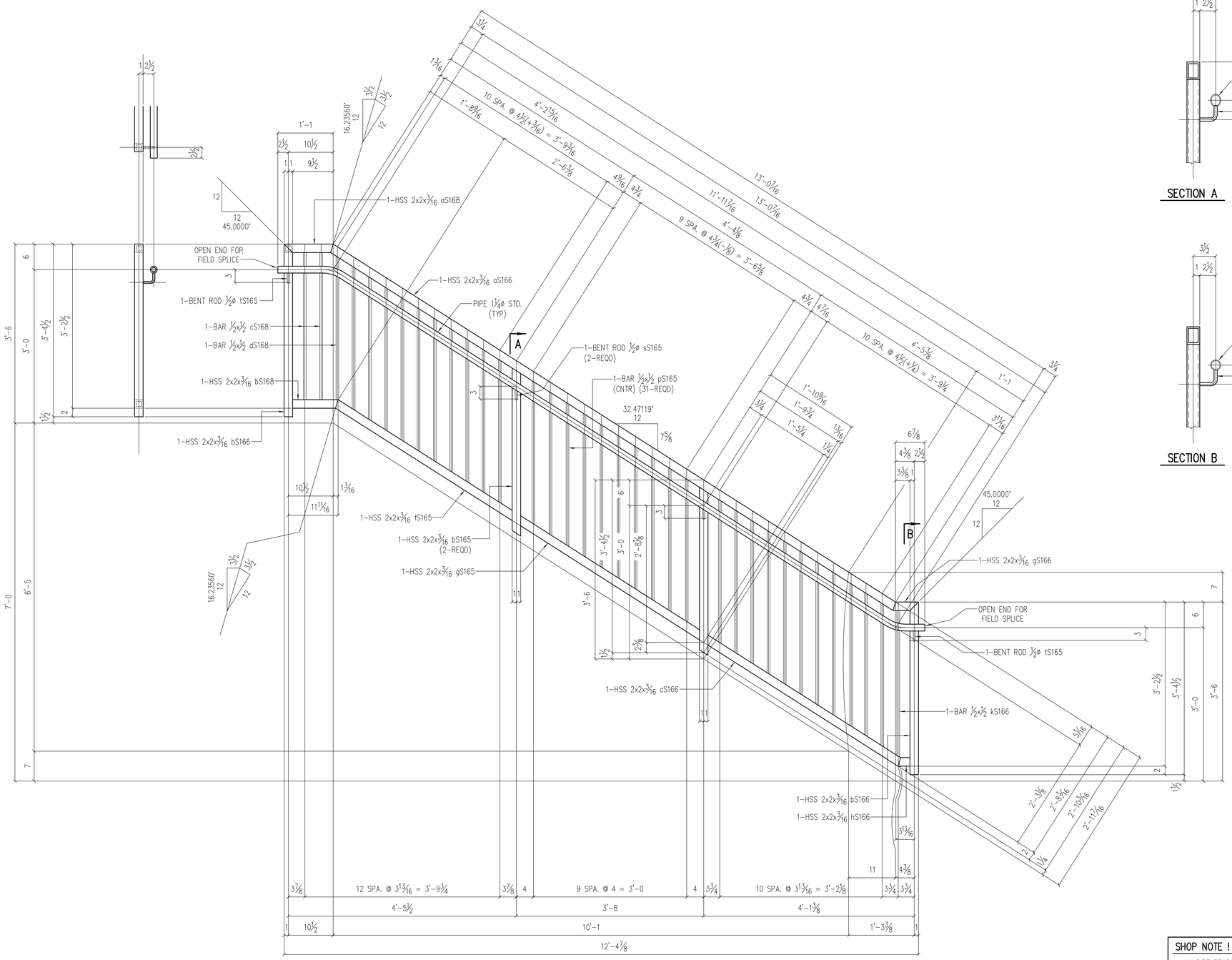

ONE HANDRAIL S168H1

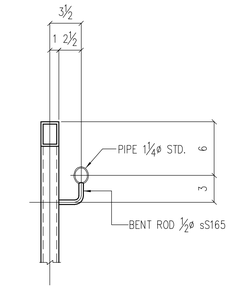

SECTION A

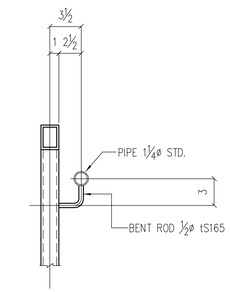

SECTION B

Line	Mark	No.	Tot	Description	Length Ft	Length In	Piece Mark	Remarks	Weight	Order Item
1	S168H1	1		HANDRAIL						
2		1	1	HSS 2x2x3/16	13	1	aS166	A500B		
3		2	2	HSS 2x2x3/16	3	3 3/8	bS165	A500B		
4		2	2	HSS 2x2x3/16	3	4 1/2	bS166	A500B		
5		1	1	HSS 2x2x3/16	4	1 11/16	fS165	A500B		
6		1	1	HSS 2x2x3/16	4	3 1/16	gS165	A500B		
7		1	1	HSS 2x2x3/16	4	6 1/8	cS166	A500B		
8		1	1	HSS 2x2x3/16	0	11 1/2	aS168	A500B		
9		1	1	HSS 2x2x3/16	0	10 11/16	bS168	A500B		
10		1	1	HSS 2x2x3/16	0	5 15/16	gS166	A500B		
11		1	1	HSS 2x2x3/16	0	2 13/16	hS166	A500B		
12		31	31	BAR 1/2x1/2	2	9 11/16	pS165			
13		1	1	BAR 1/2x1/2	2	10 5/16	kS166			
14		2	2	BAR 1/2x1/2	2	10 1/2	cS168			
15		1	1	BAR 1/2x1/2	2	9 3/8	dS168			
16		2	2	BENT ROD 1/2ø	0	4 5/8±	sS165			
17		2	2	BENT ROD 1/2ø	0	4 3/8±	tS165			
18		1	1	PIPE 1 1/4ø STD.	15	LIN. FT.		A53B		
19										
20										

SHOP NOTE !

1. ALL PIPE BENDS, 3 3/16" AT CENTERLINE.
2. WELD ALL PIPE AND TUBE JOINTS AND GRIND SMOOTH.
3. ALL STEEL A36 U.N.
4. PAINT – 1 SHOP COAT

ERECTION DWG. REF: SE110–SE117

STAIR NO. C02 – CITY HALL

DATE
A

Rev.	Date	Description	By

IRWIN STEEL
15740 Highway 114 ~ Justin, Texas 76247
Phone (817) 636-2508 ~ Fax (817) 636-2506

PRINT RECORD

Date	Quan.	For	Date	Quan.	For
DATE		APPROVAL			
DATE		SHOP			

Job Name: CUSTOM PAN STAIR IN STEEL FRAME
Location: CITY, TEXAS
Customer: CONTRACTOR
Architect: ARCHITECT

DRAWN: THX
CHECKED: HAL
JOB NO: 1138
CAD NO:
SHEET NO. S168